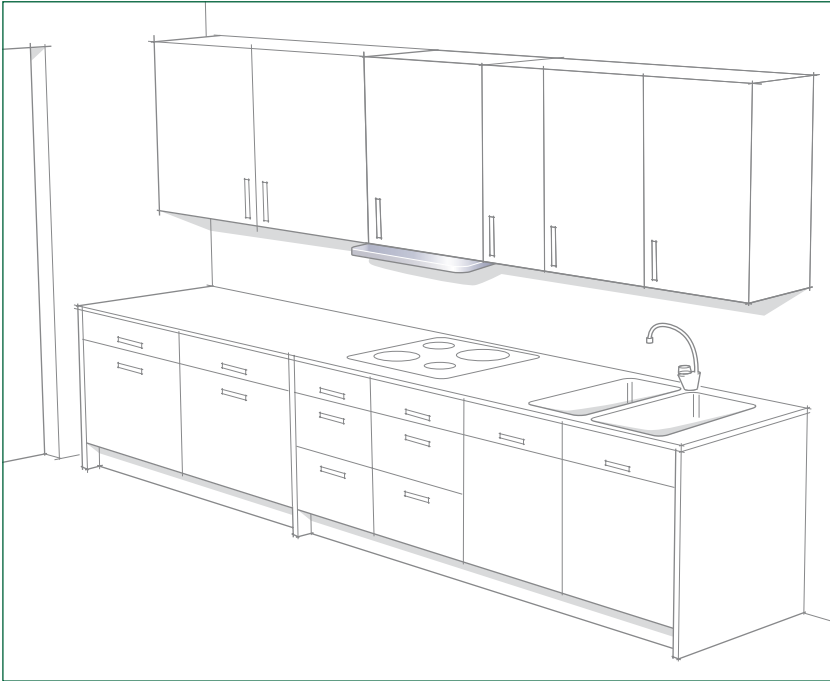


# Slimline CPSA - Designer hood



Slimline CPSA is one of Flåkt Woods designer cooker hoods supplied in white or stainless steel. CPSA has a very low height and is mounted beneath a kitchen cabinet.

Magnium can be, depending on which insert is chosen, used for multi-unit dwellings with a central exhaust air fan or single-family houses with JBDD, JBFG or other exhaust air fans controlled with transformer. CPSA-2 with insert CPEJ is a combination that fits with heat recovery unit RDKR.

A insert CPE must also be ordered when ordering a designer cooker hood. For technical specifications see documentation for Insert CPE.

## Product data

- Modern design
- For mounting beneath a kitchen cabinet
- Available in white or stainless steel
- The height of the cooker hood is very low

## Product code

**Designer hood CPSA-a-00-6-0-f**

Models (a) \_\_\_\_\_

1 = Fits only inserts  
CPEA/CPEG

2 = Fits only insert  
CPEJ for RDKR

Execution (f) \_\_\_\_\_

1 = White

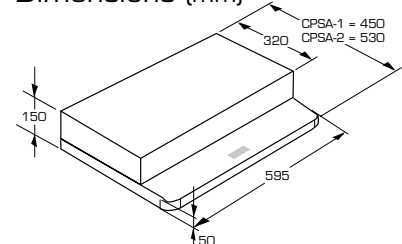
2 = Stainless steel

(always add a insert CPE to the order)

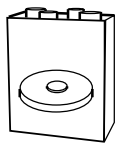
## Product code example

CPSA-1-00-6-0-2 + CPEA-8-03-6-3-3

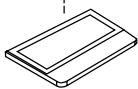
## Dimensions (mm)



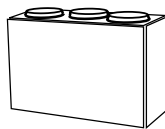
Combiranda can be used with the following units/  
exhaust air fans



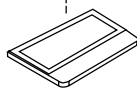
RDKR



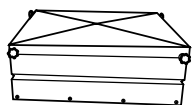
Slimline  
CPSA-2  
with insert  
CPEJ



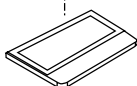
JBDD



Slimline  
CPSA-1  
with insert  
CPEG

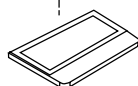


JBFG



Slimline  
CPSA-1  
with insert  
CPEG

STEF and other central  
exhaust air fans and units



Slimline  
CPSA-1  
with insert  
CPEA