
















Service chart, size 005-216

Applicable from 20 to 20

Symbol	3-month/9-month service			6-month service		12-month service	
	Operation	Mon.	Date Sign.	Operation	Date Sign.	Operation	Date Sign.
Air treatment unit. Casing. 	Cleaning	3		Cleaning		Cleaning Kontrollera dörrars tätning	
		9					
Filter 	Check pressure drop and need for filterreplacement.	3		Check pressure drop and need for filterreplacement.		Check pressure drop and need for filterreplacement.	
		9					
Carbon filter 	General inspection.	3		Replace cylinders or carbon as required, orcassette.		Replace cylinders or carbon as required, orcassette.	
		9					
Damper 	Check function and gasket. Replace gasket if required.	3		Check function and gasket. Replace gasket if required.		Check function and gasket. Replace gasket if required.	
		9					
Rotary heat exchanger 	General inspection. Check seals.	3		Clean rotor		Clean rotor. Check equipment for monitoring and blowingthrough.	
		9					
Plate heat exchanger 	General inspection. Check damper function.	3		Clean exchanger cube.		Clean exchanger cube, bypass damper and casing.	
		9					
Cooling unit Cooler 	Follow instruction 8643 and local regulations.	3		Follow instruction 8643 and local regulations.		Follow instruction 8643 and local regulations.	
		9					
Air heater Air cooler Liquid-connected heat exchanger Luftvärmare elektrisk 	General inspection	3		Clean finned body.		Clean finned body, drainage box and casing.	
		9					
Humidifier 	Check of Casing, Humidifier inserts, Droplet separator, Water filter, Basin, Sprinkler tube, Waterflow, Constant-flow valve.	3		Check of Casing, Humidifier inserts, Droplet separator, Water filter, Basin, Sprinkler tube, Waterflow, Constant-flow valve.		Check of Casing, Humidifier inserts, Droplet separator, Water filter, Basin, Sprinkler tube, Watertrap, Water quality, Water flow, Constant-flow valve.	
		9					
Fan  	General inspection.	3		Check belt tension.		Check belt tension clean impeller wheel, cover and unit casing. Check bearings and lubrication of bearings, if required, in plummerblock housing SKF SNA 5(O) TAV.	
		9					
Plenum fan 	General inspection.	3		General inspection.		Clean impeller wheel, cover and unit casing. Check bearings and lubrication of bearings, if required, in plummerblock housing SKF SNA 5(O) TAV.	
		9					
Sound attenuator 	Cleaning as required.	3		Cleaning as required.		Cleaning as required.	
		9					